

RC Laser Class – North America

Sail Number Specifications

www.rclaserna.com

Sail Numbers

The RC Laser NA class has adopted a new registration and sail numbering system. This article is written to clarify the current rule and process of obtaining sail numbers should you choose to race your RC Laser.

Two Digit Number - Each new boat is issued a hull number noted below. The last two digits of the hull number becomes the sail number. All numbers are issued in sequence.

Boats numbered before 2/01/04, may continue to use sail numbers with more than two digits if the owner wishes, however new class racing rules require two digits only. Note: 4 digit sail numbers are difficult to fit on C and D sails.

Size and Font - Numbers must be a certain size and font. The new font is readily available and the old font was custom and not universally available.

Number size: 4" Font: Ariel Rounded MT Bold Color: Black
Country Designator size: 2-1/2" Font: Ariel Rounded MT Bold Color: Black

Numbers - Numbers and Country Designator can be purchased inexpensively from official RC Laser Class NA Distributor WINDJAMMIN SAILS 1-937-291-1163 <http://www.beanbag.com/wjsails.htm>

Other sources of numbers are available at local sign shops who may have the peel off material. An alternative method is to print your own numbers on paper (select above font and size on your computer). Place the number template under the sail and trace onto the sail with “permanent” marker. Take care on the “fuzzy” side of sail to do edges of the number quickly so the ink does not wick outward.

Installation - All numbers and letters must be installed on the sail as per the diagram on the reverse side of this sheet. NOTE: the number set on the starboard (right) side of the sail is the higher installation location. C & D sail locations are the same.

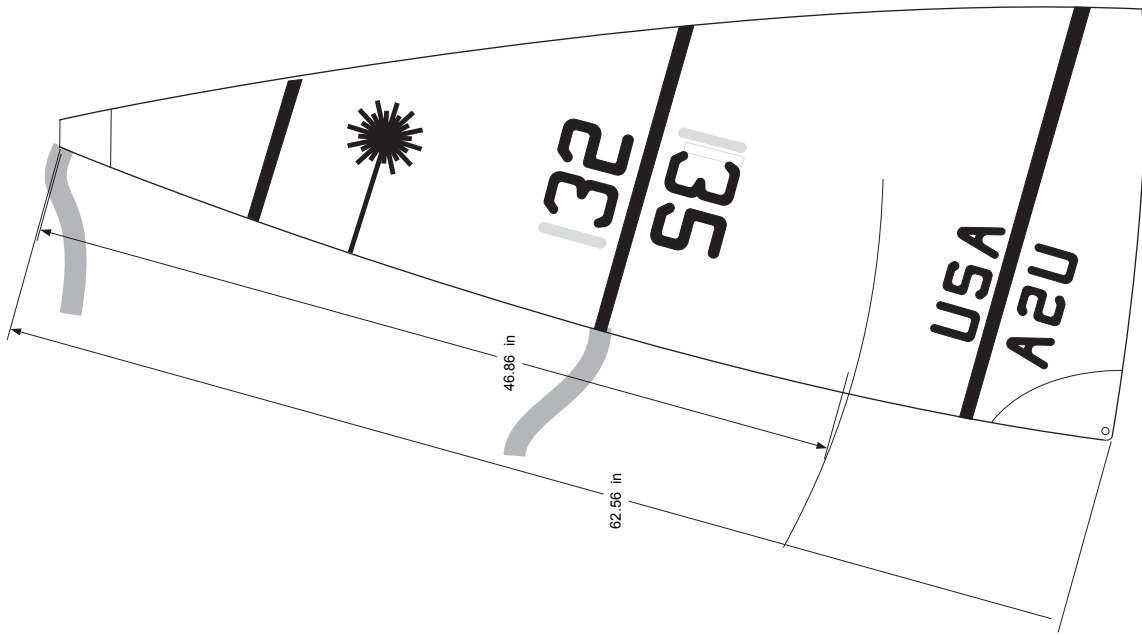
Two boats, same number - There may be occasions when two boats compete in the same regatta that have the same sail number. In this case, one of the boats will be required to add a “1” in front of their sail number. This digit can be applied using black electrical tape, and may be removed at the end of the regatta.

If you have any questions, please direct to Dave Branning, RC Laser NA class secretary at laserdave93@yahoo.com


Be sure to join the RC Laser NA Class at www.rclaserna.com to gain all the information about your boat, the class and share in the excitement of the best RC class in the world

Your Hull Number is _____ Sail # _____


Ph: 410-886-9849 Email: laserdave93@yahoo.com
Website: www.rclaserna.com



A



B



C